

AP Newsletter


A publication of the Academy of Prosthodontics

Volume 5, Number 3

Fall 1995

The Academy of Prosthodontics 77th Annual Meeting in Tucson, Arizona May 19-24, 1995 at the Doubletree Hotel

by Shane N. White



New Academy Officers (l-r): Drs. James Lord, Gerald Graser, Ron Desjardins, President, Ed Plekavich and Gary Rogoff.

A starlit Friday evening welcome dinner opened the meeting. On Saturday morning, Vice-President Graser called the meeting to order and presided over the opening session. The session theme "Engineering the Future" was kicked off by a report on the Prosthodontic Research Symposium by Dr. Dale Smith. This symposium recently exposed many prosthodontic leaders to the principles of evidence-based dentistry. Our specialty must move towards a more solid scientific basis if it is to advance and flourish in a lean and competitive future. We must objectively examine and evaluate our therapies, so that they may be improved, be more appropriately applied or be abandoned if ineffective.

Dr. Gary Rogoff led us on-line to the cyber-tsunami of informatics.

We must have the data if we are to control our destiny. Dr. Alan Drinnan entertained us with many cautionary and hilarious stories from his vast oral pathology experience. President Smutko focused his address on the future role of our Academy and suggested re-examination of our aims and mission. The first full day closed with the President's elegant poolside reception.

Sunday's session was opened by Dr. Frank Spear's subtle illustration of the esthetically and biologically critical interproximal space. The rest of the session was dedicated to implant prosthodontics. Dr. Jim Chandler presented a retrospective study which linked smoking history to implant failure. Dr. Al Guckes used an evidence-based approach to examine the efficacy and effectiveness of implants, treatment rationales and usage guidelines. While the Academy officers and committee members worked through the hot af-

ternoon, others playing outdoors had the rare chance to see a spectacular sun-ring in the sky.

The Monday session was devoted to important issues in prosthodontic education. Dr. John Howe described the genesis of the controversial report of the Institute of Medicine "Dental Education at the Crossroads: Challenges and Change." This report makes interesting reading. Enormous changes may be just around the corner, and education in restorative dentistry is already feeling the heat. Dr. David Felton then described the successes of the Dentist Scientist Award Program, but pointed out that very few candidates have selected clinical training in prosthodontics.

Dr. Jack Gerrow emphasized the need for reliable and valid evaluation methods in prosthetic education, and described helpful strategies.

see Tucson on page 12

In this Issue Page

<i>Evidence-Based Dentistry..</i>	<i>4</i>
<i>Associate Fellows Meet.....</i>	<i>5</i>
<i>Alaska Outreach.....</i>	<i>6</i>
<i>HIV Update.....</i>	<i>8</i>
<i>Foundation Update.....</i>	<i>8</i>
<i>ACP-Forum.....</i>	<i>9</i>
<i>Fellowship News.....</i>	<i>11</i>
<i>One-on-One: Dr. Henderson.</i>	<i>12</i>

Perspectives *from the Editor*

A Space Odyssey and INREACH

"Something incredibly wonderful is about to happen!", was the communication between the two astronauts in the movie "2010", the Space Odyssey sequel, regarding the birth of a new planet.



Many things occurred during the excellent meeting in Tucson — beyond the scientific program and social events. Like a moment whose beginning goes initially unnoticed, a tremendous opportunity has presented itself to the Academy. It is up to the Academy Fellows to recognize and embrace it.

Early on in graduate training the neophyte quickly realizes that immediate answers to questions are not as desirous as the need to acquire the tools to make analytical and cogent thinking a reality. This process, with the application of principles and concepts, may be applied long after the completion of graduate studies. This application is the real purpose of advanced education — the ability to think, to see clearly the obstacles or variables and to resolve a problem level-headed.

While advanced education provides the necessary fundamental tools, we all appreciate the need for continuous development beyond graduate school. This development is where the Academy can really excel. During the Tucson meeting the Associate Fellows noted the depth of leadership present within the Academy. Moreover, the Associate Fellows surmised that it would be desirable to pass the continuity of leadership along from Life and Active Fellows to Associate Fellows.

This observation has resulted in the suggestion of the "INREACH" mentoring program for the Associate Fellows. I believe that the INREACH mentoring program would facilitate an internal refinement of the Academy. The primary goal should be to assist the Associate Fellows in their professional growth and development. This program could impact various areas of Academy activities, e.g., scientific presentations, manuscripts for publication, research design, protocol for discussors, committee involvement, etc. The most logical mentoring program design would be to assign the Associate Fellow's sponsor to be the primary mentor, if mutually agreeable. The mentoring process would ideally occur over the first four years of membership. The Associate Fellow should have the opportunity to re-elect or choose a new mentor annually.


Consideration should also be given to a secondary mentor who would be a recently elevated Active Fellow.

What a wonderful opportunity and a wonderful purpose! What greater gift can the teacher offer the student than the one-on-one and perpetual development beyond graduate school? What better way can the Academy ensure continuous leadership abilities and maintain excellence in prosthodontic research, education and clinical practice?

This concept is a commitment, by the mentor and by the progeny, to the future of the Academy. Like in the movie "2010", this program is also a phenomenal moment with unlimited possibilities and it represents a rebirth of the monolith on which the Academy was founded. Mentoring can become the legacy and enriched endowment of the Academy of Prosthodontics. The ultimate effectiveness and success of any organization lies within its leadership and the INREACH program will provide the means.

Jonathan P. Wiens, AP Editor ❖

**The Academy of Prosthodontics
Newsletter**© is published triannually by:



The Academy of Prosthodontics

Send address changes to: Dr. Ed Plekavich
Next Submission Date: **December 1, 1995**

Dr. Jonathan P. Wiens Editor
6177 Orchard Lake Road, Suite 120
West Bloomfield, MI 48322
(810) 855-6655 Telephone
(810) 855-0803 FAX

Dr. Edward J. Plekavich Secretary-Treasurer
4830 "V" Street N.W.
Washington, DC 20007
(202) 342-0442 Telephone
(703) 450-0563 FAX

Dr. Shane N. White Associate Editor
Dr. Stephen J. Riedy Abstract Editor
Dr. Donna Dixon Staff Writer

Secretary-Treasurer Notes

The Tucson meeting was a success by all standards. The Scientific Program was interesting, informative and stimulating. The Social Events were superb and the Fellowship as always was the best. We owe special thanks to President George and Mrs. Joan Smutko, Vice-President Gerald and Mrs. Nancy Graser and Social Events Chairs Howard Payne and Mrs. Ann Hardy and all the committee members whose hard work made the meeting successful.

President Desjardins wasted no time in getting the new year started. He met with the officers immediately after the close of the meeting to formulate committee charges and outline objectives. Committees are already at work on the new charges.

The adjacent photo shows the gavel used to open the Tucson meeting. The gavel was first used in 1920. The inscription in the box is shown above the gavel. The engraving also includes the names of the first 13 Academy Presidents and meeting locations from 1918 to 1930.

Committees work hard each year as is evident in the reports you received. This year is no exception and I have heard from several chairs already.

Our Outreach Program is booming. Delegations of Academy Fellows have visited four sites this year. The work is always hard, but the rewards are indescribable. You can tell by the enthusiasm of the participants.

The deadline for membership nominations is November 1, 1995. To date, one nomination has been received for Dr. Lyndon Cooper. New members keep getting brighter and brighter. Progress for Newport Beach is at a fast pace, but what more would we expect from Dave Eggleston. I can't wait.

I am sorry to have to report the passing of Emmett Beckley. He had been bedridden since July. Emmett was a Fellow of the Academy for forty-four years and was well known for his concepts of bone metabolism and preservation.

Secretary -Treasurer Plekavich ❖

NEW ASSOCIATE FELLOWS




New Associate Fellows (l-r): Drs. Donna Dixon, Larry Breeding, Rhonda Jacob, Steven Eckert, and H.P. Weber. Dr. Robert Cronin (not pictured) could not be with us in Tucson.

PRESENTATION BY

DR. M.M.HOUSE - BOSTON - MASS. AUGUST - 1920

*May this Gavel be used in the Coming Years to call Our Loyal Members together for earnest and persevering research.
May it be accepted as a Token Emblematic of the High Ideals toward which Our Society is Striving.
The wood from this Gavel is made of Particular Historic Interest. The Head is from a Timber of the U. S. Frigate Wabash And the Handle from the U. S. Frigate Constitution.*



The First Prosthodontic Research Symposium on Evidence-Based Dentistry

by Jonathan P. Wiens

A symposium on Evidence-Based Dentistry, sponsored by the American College of Prosthodontists, was held in Chicago, Illinois June 16 to June 20, 1995 at the Omni Hotel. Today, prosthodontists are confronted with a myriad of conflicts when evaluating the literature as a foundation for education, research project design or logical practice. The task of reading the voluminous literature and discerning which articles are valid can be difficult. This review demands a rational approach for critically evaluating any publication.

A paradigm for scientific decision making has been developed in medicine. McMaster University in Hamilton, Ontario, Canada has been successful in teaching courses in evidence-based medicine. Their faculty are recognized leaders in the development and implementation of the principles of evidence-based practice. These same principles apply to dentistry. This compelling methodology makes logical evaluation of clinical problems possible and allows the use of clinical evidence as a basis for patient care. Dr. James Anderson, University of Toronto, has been credited for calling attention to this deficit in dentistry. This deficit led to the indoctrination of the ten prosthodontic faculty in evidence-based dentistry at McMaster University.

Using techniques developed at McMaster University, the faculty introduced the precepts of evidence-based dentistry as it relates to prosthodontics and critical appraisal of the dental literature. The program consisted of a series of short plenary sessions followed by five rotating seminar modules. The subject material was presented by two mentors to groups of 10 symposium participants. Additional lectures and guidance was provided from accomplished McMaster faculty members: Drs. George Brohman and Ray Gilbert. The prosthodontic faculty were: Drs. James Anderson, Allan

THE SYMPOSIUM WAS DESIGNED TO:

- Help participants learn the application of critical appraisal to discern the validity of published material.
- Use the principals of critical appraisal in support of evidence-based dentistry, thus avoiding the repetition of inherited erroneous foundations for procedures.
- Help the participants use the principles of critical appraisal in the rational development of a research proposal, logical refinement of the research question and preparation of a manuscript for publication.
- Help participants use evidence-based dentistry as a more logical and pragmatic approach to the delivery of appropriate care. Evidence-based skills can affect the selection of a regimen of care and ensure the practitioner provides the most effective therapy.
- Provide the participants with the teaching materials relating to critical appraisal that could form the basis of literature review seminars at home institutions.

Appraisal of the literature focused on the following topics:


Therapy: Treatments that claim to be an improvement over existing standard care.

Clinical Measurement: Clinical observations, accuracy, disagreements and biases.

Harm: The casual link between etiological agents or treatments and unfavorable outcomes.

Prognosis: The clinical course of disease with and without treatment.

Overview: Meta-analysis, research design, literature reviews.



Dr. Brien Lang(r) discusses meta-analysis with Dr. Robert Cronin. Photo by Dr. Schwab, ACP.

B. Carr, David Felton, Gary Goldstein, Rhonda Jacob, Brien Lang, Patrick Lloyd, Glen McGivney, Jack Preston, and George A. Zarb.

This first symposium was attended by 61 prosthodontists of whom ten are also members of the Academy of Prosthodontics: **Drs. Carl Andres, Larry Breeding, Robert Cronin, Donna Dixon, Steven Eckert, Aaron Fenton, Carol Lefebvre, Brock Love, John Sorensen, and Jonathan Wiens.**

Each module required approximately four hours of independent study prior to discussion. Interaction with the thought provoking faculty was highly conducive to learning the new scientific approach. All participants completed the symposium feeling better versed at analyzing the literature in a logical manner. Additional symposia were desired for further development.

“Critical Appraisal” will extend beyond the literature and research. To remain credible all dentists, dental manufacturers and promoters will need to support their claims with scientific data and discard those with a weak foundation. This credibility will improve the way that literature is written, research is designed and the manner in which health care is delivered.

see Research on page 5

Associate Fellows Meet to Discuss Goals and Mission for the Academy

by Jonathan P. Wiens

The Associate Fellows met on the afternoon of May 21, 1995, during the Tucson meeting with Richard Grisius and Jonathan Wiens. The purpose of the meeting was to discuss the concerns of the Associate Fellows as to the future direction of the Academy of Prosthodontics. The Associate Fellows identified many areas to explore and focused on five issues presented below.

RESEARCH

The Academy should champion the cause of clinical research. This goal may be developed by: identifying the most important prosthodontic questions, and perhaps choose one per year to develop in the Annual Program and Journal of Prosthetic Dentistry; improve the availability and accessibility of the literature database; and establish what determines a useful study.

EDUCATION

The satisfaction level of dental educators seems to be decreasing. Talented young educators in prosthodontics are not remaining in education. The loss of prosthodontic chairs or the sub-placement of prosthodontics under other departments seems to weaken prosthodontic education. The Associate Fellows believe that the Academy should develop strategies to impact the future of prosthodontic education. It was suggested to seek involvement through Dean's Councils, the AADS and ADA to influence the requirements for advanced education. This involvement may reflect back to leadership, mentoring and research efforts within the Academy.

LEADERSHIP/MENTORING

The Fellows of the Academy represent significant prosthodontic leadership. While it is understood that the American College of Prosthodontists represents the political arm of prosthodontics it

should not deter the Academy of Prosthodontics from pursuing active involvement in research and leadership roles that may be directed to other prosthodontic organizations.

There is a sense that there may be a loss of continuity of leadership. The Associate Fellows believe that there should be a more formal mentoring process. Some Associate Fellows did not know who their sponsors were. The Associate Fellows request consideration in the establishment of an assigned mentor/sponsor. Additionally, once the candidate has been accepted into membership, an existing or recent Associate Fellow might be assigned. The purpose of these liaisons is to establish a conduit for the exchange of information, to better understand the workings of the Academy and, to refine presentations before the Academy. This process will allow the process of knowledge and leadership in the Academy to be shared. This suggestion is not to make a marginal presentation acceptable but to make an acceptable presentation an exceptional scientific essay.

JOURNAL OF PROSTHETIC DENTISTRY

The multiple prosthodontic journals has created difficulty for the prosthodontic scientist. The expanding deluge of literature has the potential to lessen the Journal of Prosthetic Dentistry's premier position. This statement is not a criticism of the JPD but the recognition of the emergence of other organizations with accompanying journals that have diluted its impact. A goal would be to investigate ways to strengthen the JPD. This goal might be accomplished by developing Continuing Education programs to further improve creative/credible writing and editing, and by encouraging Research Symposium on Evidence-Based Dentistry participation by Academy members.

PUBLIC AWARENESS

There is a lack of awareness in the dental community as to who or what is the Academy of Prosthodontics. The Academy needs better exposure and improved public relations. This exposure may be accomplished by inviting more graduate students or by creating an opportunity to invite the best IADR presentations by residents or winners of other organization's research award papers to present to the Academy. The Outreach Program should be widely publicized.

The meeting concluded with the Associate Fellows electing Dr. Kenneth Malament to be their spokesperson for the Goals and Mission meeting in Washington, D.C. this October. The Associate Fellows were appreciative to have an opportunity to express their views to the Active and Life Fellows and desire additional meetings to discuss other issues.



Research, continued from page 4.

Note: The symposium on Evidence-Based Dentistry could not have occurred without the contributions from the Federation of Prosthodontic Organizations, Editorial Council of the Journal of Prosthetic Dentistry, American College of Prosthodontists, Association of Prosthodontists of Canada, Greater New York Academy of Prosthodontics, Academy of Prosthodontics Foundation, American Prosthodontic Society, Quintessence Publishing Company, Northeastern Gnathological Society, Pacific Coast Society of Prosthodontists, National Association of Dental Laboratories, American Academy of Maxillofacial Prosthetics, American Academy of Fixed Prosthodontics, Academy of Osseointegration, and the American Academy of Esthetic Dentistry. Information for this section was provided in part by the American College of Prosthodontists.



Alaska, the Last Frontier

by Jonathan P. Wiens

The Raven beckoned us to establish the fourth Academy of Prosthodontics Outreach Program in Alaska. We descended into Juneau, the capital city, like a Dental MASH unit, over the ocean and between the mountains, stopping just short of the glacier. The air was cool but comforting which was in sharp contrast to the August heat in the Midwest.

Over the weekend we met at the Indian Health Services' Southeastern Area Resource Health Corporation's (SEARHC) medical-dental building to unpack supplies, set-up equipment and organize the team for the next day. We were still awaiting the air-shipment of Jim Lord's curing unit and other supplies which were delayed in Sea-Tac and subsequently in the city of Sitka on Baranof Island.



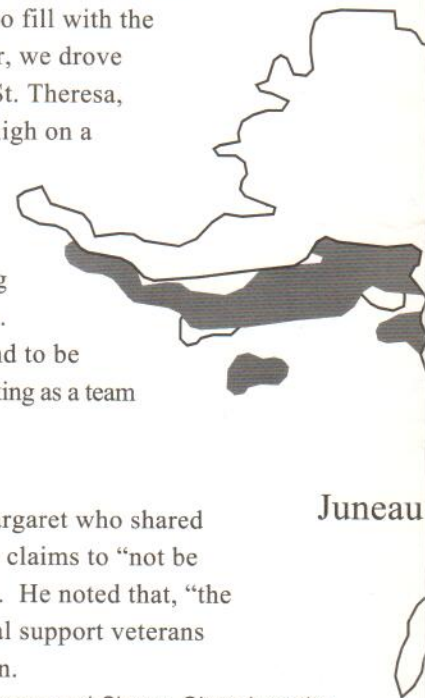
The AP Outreach group with the SEARHC Dental staff.

On Sunday we found a couple of hours of unscheduled time and planned a short trip to Tongass National Park to explore the Mendenhall Glacier. We hiked through the nearby mountain pathways under the lush vegetation of the rain forest. Run-off from the snow-capped mountains created a reverberating sound of waterfalls dancing down to



Dr. Rasmussen views the Mendenhall Glacier, Tongass National Park.

pools of water that were beginning to fill with the changing red sockeye salmon. Later, we drove through Auke Bay to the Shrine of St. Theresa, which is a religious retreat nestled high on a peninsula. The beautiful ocean and backdrop of surrounding mountains created an air of calmness, conducive to the renewing of friendships and making new ones. This melding process would be found to be essential in creating a mindset of working as a team during the next week.



Juneau

Each day began with strategic planning at Grandma's Restaurant. The breakfast was hosted by Margaret who shared with us the local folklore and her life experiences. Eric Rasmussen, the outreach coordinator, who claims to "not be perfect, nor do the impossible" planned and directed the program perfectly and did the impossible. He noted that, "the service that we were providing would be returned to us 1,000 times over." He invited his technical support veterans Deb Petersen and Sharon Olson, RDH, CDT, (East Madison Dental Lab) from Madison, Wisconsin.

The Seattle component consisted of Gary Kubo, CDT, (Edgewood Dental Lab), Jim Lord and Dale Smith.

Jonathan Wiens from Michigan completed the round-up. The technical support provided was critical to treatment completion.

The patients were from the Tlingit, Haida, and Tsimshian bands. They presented with similar problems found in all prosthodontic practices: complete and partial edentulism with periodontal problems, discordant maxillomandibular relationships, either, an excessive or inadequate interarch space, alveolar ridge atrophy, and occlusal plane irregularities, etc. These physical limiting factors were further influenced by the paucity of understanding, expectations and proper use of dental prostheses. However, language, communication and a willingness to learn were no barrier.

Technicians Gary Kubo, Deb Petersen and Sharon Olson kept the laboratory organized and productive.






Dr. Dale Smith pauses briefly during the busy schedule.

Verbal and written information were provided for needed patient education.

Monday, the first day of patient contact, was consumed by reviewing 25 histories, performing examinations, making diagnostic records and treatment planning. Additional patients could not be managed in the allotted time due to existing staff levels; and they were referred back to the SEARHC dental staff or deferred until next year. A flurry of final impressions, interocclusal registrations and for some the tooth try-in occurred on Tuesday.

Treatment expediency was underscored by the need for the accuracy of each treatment step. It should be noted that the first patient to receive their new prostheses by midweek was completed by Dale Smith. Most patients received their prostheses by Thursday leaving Friday for post-delivery verifications or adjustments. A total of 38 prostheses were constructed and included complete dentures, two of which were immediate dentures, four treatment partial dentures, and one reline. Twelve hour workdays were common and were exhausting. However, when combined with the high patient acceptance and quality of service provided, we felt emotionally uplifted and fulfilled.

Dr. Philip Lee, the Assistant Secretary of Health and Human Services, was performing a site visit to SEARHC the same week. During a luncheon the outreach team had an opportunity to apprise Dr. Lee of the activities of the Academy's Outreach Programs. He was keenly interested in our efforts.



Dr. Philip Lee and Dr. Rasmussen discuss the Outreach Programs.

Eric Rasmussen stayed on until Monday to make certain that all patients treated had no further difficulties and also to inspect a local stream — both proved to be successful. Assistance by Ms. Kathy Bergey, Tonya Isturis, Caroline Thomas and Ami Harp kept the patients on schedule and operatories properly set-up. Interaction with Drs. Tom Jordon and Lonnie Anderson and others on the dental staff of SEARHC allowed for the continuity of care after our departure. They observed the different methods that were used during treatment with great interest. We were grateful that several

dental companies had contributed supplies or loaned equipment which facilitated

patient care. They were the Dentsply International, York Division; Patterson Dental Supply; and Jelenko, Inc.

Dr. James Lord provided additional prosthodontic procedures.



The successful Alaskan Outreach Program would have never occurred without the donations by both the Harold B. and Dorothy A. Snyder Foundation and Academy of Prosthodontics Foundation, and contributions made in the names of Academy member wives' Sally Laney and Sandy Lord. What a befitting tribute in their memory. The Raven beckons our return....

(see The Raven sidebar on page 10)

This article was printed with the support of the AP Foundation ❖

Dental Management of HIV Disease

by Gary Rogoff

On June 16-18 The University of the Pacific School of Dentistry and The American Dental Association co-sponsored the American Conference on the Dental Management of HIV Disease. The conference was convened at the Fairmont Hotel in Chicago and was attended by a total of 375 dentists, hygienists, assistants, residents, students, staff, and spouses. By direction of the Executive Council, the Academy was represented at this conference by Gary Rogoff, former chair of the Oral Health and Dental Practice Committee.

One general objective of this conference was to bring together experts with various backgrounds to emphasize the interdisciplinary approach to total patient care. A great deal of information was presented, and most of the key material will soon be available from the ADA in the form of a publication entitled Dental Management of the HIV-Infected Patient.

Dr. John Zapp, Executive Director of the ADA, noted in his welcoming address that the key factor in management of the HIV patient, is to insure that all staff in the dental office treat all patients (those known to be HIV positive and those assumed to be HIV negative) alike. This approach is seen to be rational and effective (not to mention medicolegally necessary) once it is understood that "universal precautions" are necessary and in fact do work. Dr. John Molinari, Chairman of the division of Microbiology at the University of Detroit Mercy School of Dentistry, reinforced this idea by demonstrating that "exposure is NOT synonymous with infection" and presenting evidence that "Universal Precautions Work!"

Mark Rubin, JD, the ADA Associate General Council, discussed legal considerations in managing the HIV patient. He stressed that the simplest risk management technique is to treat

HIV patients just like other patients. At the present time, for legal purposes, HIV is BOTH an infectious disease AND a disability! (so too, by the way, are hepatitis and TB) Professional offices of health care providers are considered "places of public accommodation" and as such are subject to the provisions of the Americans with Disabilities Act.

Detailed information and answers to questions concerning HIV can be obtained from the following resources:

CDC National HIV/AIDS Hotline
1-800-342-2437

To answer questions for both patients and practitioners.

AMERICAN DENTAL ASSOCIATION
1-800-621-8099

Scientific Information and policy:
Dr. Brian Shearer ext. 2522

Legal: Mr. Mark Rubin ext. 2851 ❖

Foundation Update

by Clifford VanBlarcom

With the Fall well under way, the Foundation has now completed our scheduled 1995 mission events. During August and September, four teams with a total of 16 Academy Fellows were sent to Indian Health Service Hospitals in: Ada, OK; Browning, MT; Fort Duchesne, UT; and Juneau, AK. All team coordinators have reported that their team members enjoyed the experience, worked long hours and felt productive while improving the dental health of those they served. On average, each team member treated four or more patients, most frequently by making complete dentures. All laboratory work was performed by the participants at or near to the site. Ed Plekavich and his team can comment at length on the joys of denture processing in a trailer! Each team had one or more team members who were dental assistants or labora-

tory technicians, all of whom had graciously volunteered their time. Team coordinators this year were: Eric Rasmussen (Juneau), Dorsey Moore (Browning), Bob Gillis (Ada), and Ed Plekavich (Ft. Duchesne). The Board of Trustees sends their thanks to both the coordinators and each team member for a job "well done, in the tradition of our Academy."

Again this year, funding for special projects such as our mission trips has been received from a wide variety of sources. The Chicasaw Nation has totally funded the Ada project for the past two years, while the U.S. Public Health Service has helped with the Browning trip, in conjunction with member donations from Academy Fellows. A large portion of the Alaska trip was underwritten by the Snyder Foundation in Morrestown, New Jer-

sey, with additional funding from The Straumann Company, Cambridge, MA. The Fellows of the Academy have funded the Utah team in their initial year with additional assistance from The Zahn Dental Company and significant contributions of materials from Dentsply, Milford, DE. We are all proud and thankful for these gifts and financial support. Corporate and individual sponsors are being sought for the Utah team for 1996.

If you have anyone who might be interested in contributing to any of our teams, or you would like to consider forming a team for 1996, please call Cliff VanBlarcom at the Foundation office in Kansas; (913) 649-4946. We hope to add one or two inner city mission projects next year. Possible sites include Chicago and Seattle.

❖

ACP FORUM Meets in Chicago

by Jonathan P. Wiens

The American College of Prosthodontists-Forum meeting was held in Chicago, Illinois on July 28, 1995 at the Doubletree Hotel. Dr. Carl Schuler, ACP President, presided. Twenty-three representatives from twelve organizations and officers of the ACP were present. The Forum organizations represented were the Academy of Prosthodontics, American Academy of Fixed Prosthodontics, American Academy of Esthetic Dentistry, American Academy of Maxillofacial Prosthetics, American Equilibration Society, Association of Prosthodontists of Canada, Certified Dental Laboratories, Greater New York Academy of Prosthodontics, National Board for Certification, CDL, National Association of Dental Laboratories, Northeastern Gnathological Society, and the Pacific Coast Society of Prosthodontics.

Dr. Schuler noted that the Forum could serve in the advancement of research and education whereby organizations can express their concerns in the form of a resolution to be presented to the ACP House of Delegates. Hopefully, the purpose is to bring everyone together in a unification process. He stated that we need to determine the direction of the Forum, develop a mission statement, and formulate goals and objectives. The agenda included issues on undergraduate education, elections, denturism, the Internet, and managed care. A summary of the meeting is outlined below.

Dr. Peter Stevenson-Moore proposed that the ACP will provide information to the Forum on its activities for bi-directional information (exchange) and project development. It was noted that the Forum may act independently of the ACP. Hopefully, the Forum should develop a synergistic approach to accomplish an interface with other organizations e.g. American Dental Association on issues central to prosthodontics.



The ACP and twelve organizations join the ACP-Forum. Photo by Dr. Gerald Barrack

Dr. Steve Bergen offered the following mission statement:

The mission of the Forum is to provide a mechanism to interchange ideas among member organizations with a common interest in prosthodontics. The intent is to promote better patient care and raise concerns of our specialty and discipline regarding dental education, research, dental laboratory technology and clinical practice. Further these concepts shall be communicated to the general public and organized dentistry.

EDUCATION

Organizations which comprise the Forum expressed specific concerns. Dr. Jim Lord, the Academy of Prosthodontics representative, put forth a proposal for undergraduate prosthodontic education. The goal would be to provide input to the Education Division of the ACP to strive to increase undergraduate competency in fixed, removable, implant prosthodontics and dental laboratory skills. It was requested that member organizations form Education Committees to establish Goals and Objectives to be presented to the Education Symposium in 1996 so that appropriate competency levels may be developed in these areas. Dr. Greg Parr noted that undergraduate prosthodontic education is changing, with fewer complete dentures, based upon the patients presenting to the universities. Teaching emphasis is decreasing for prosthodontics with an accompanying increase in part-time instructors. He questioned whether we are here to prevent prosthodontics from becoming like other dental specialties, e.g. orthodontics, pedodontics, etc. Other suggestions were that the ACP-Forum needs to develop competency levels and provide influence through the AADS and State Dental Boards. *see Forum on page 10*

ACP FORUM Meets in Chicago

by Jonathan P. Wiens

ELECTION

The following representatives were elected by the ACP Forum to serve as At-Large Directors to the ACP Board of Directors: **Dr. Gerald Barrack** (1 year), **Dr. James Lord** (2 years), and **Dr. William D. Sulik** (3 years). Representatives must be members of the ACP and can only serve one successive term, except those who take an appointment of less than three years. Additionally, **Dr. Gerald Ziebert** was elected to the Council for the Affairs of the ABP.

DENTURISM

Denturism is a local or regional problem that is often governed by state or regional laws. Denturists seem to focus on specific regions to change laws. Dr. Stevenson-Moore noted that in British Columbia denturists are going to be allowed to be involved with RPD treatment and placement of prostheses over implants. Their involvement in alterations to teeth or managing teeth with periodontal involvement has not been ascertained. The denturists are calling themselves "denture specialists".

Dr. James Lord stated that 29 people took the exam for denturism in Washington. If predoctoral prosthodontic education becomes an elective most will not be comfortable with the level of care being delivered. He noted that the Glossary of Prosthodontic Terms-6th edition was adopted by the Washington State Board of Denture Technology (Denturism).

Dr. Parr added that Nobelpharma recently offered a certification course on craniofacial implants to members of the American Anaplastology Association. This course purportedly allows the anaplastologists to purchase and place implant components and extraoral prostheses over implants. Dr. Richard Seals noted that we need to develop a policy statement on denturism.

Dr. Gerald Barrack believes that we need to demonstrate the potential harm to the public. Dr. John Burton suggested even if we set the standard of care it doesn't matter who delivers the care. We may be faced in the future with dental extenders particularly with managed health care.

Dr. Schuler added that we are not just dealing with denturists. We are also, dealing with the legislature and the public demanding low cost health care delivery. There will be other groups coming along who also involve themselves in our area of dental treatment. We need to go back to our individual organizations and determine our positions and bring them back to the Forum.

INTERNET

Dr. Bergen presented the concept of providing information regarding Forum organizations on the Internet. This concept would require that information be provided by each organization regarding what it is, member rosters, goals, etc. This information could be developed independently or along with the ACP. Discussions regarding cost, privacy, and equipment maintenance occurred. The concept is to be presented to each organization to ascertain interest.

MANAGED CARE

Dr. David Schwab recently attended a seminar on managed care prepared by the ADA. Managed care in dentistry may not be as pervasive as in medicine. Only 50% of the prosthodontic patients are involved in dental insurance. However, younger, unestablished prosthodontists may be inclined to be involved with managed care. Overhead costs have risen and may lead to a severe financial burden which may drive them out of practice. Economic stratification of practices is likely to occur ranging from low to high success. Therefore, prosthodontists may be in a better position to avoid managed care.

"Gatekeepers" may prevent referrals to prosthodontists. Health Maintenance Organizations do not want their patients to go to dental schools or specialists for treatment. Prosthodontists may be deemed to be not needed in managed care as the services may be provided by general dentists. The ADA is investigating the development of a "direct reimbursement model" with local Chambers of Commerce. Further information will be directed to Forum organizations.

The meeting concluded both with a general feeling of initial accomplishment and a recognition of an opportunity to work synergistically. The next meeting is being planned for a Saturday in July, 1996, and/or a preceding meeting in February, 1996. ❖

The Raven



According to Alaskan native folklore the Raven represents the harbinger of magic. Raven magic is a powerful medicine that can give you the courage to enter the darkness of the void or Great Mystery. The Great Spirit lives in the void. The Raven is the messenger of the void and carries all energy flows of ceremonial magic between the ceremony itself and the intended destination. The Raven also created the world, put the sun and moon in the sky, fish in the rivers, changed the tides and transformed the people into animals. The Raven is full of supernatural power and can transform himself into anything at all. ❖

Wanted: Processing Equipment. The AP Foundation will verify your donation for tax purposes. Call Dr. Eric Rasmussen at (608) 222-6606 or Fax (608) 222-2532 to arrange for shipping and storage.

News of the Fellowship

The Executive Council and President's Advisory Committee will hold a Goals and Objective meeting on October 18 and 19, 1995 at the Stouffer Renaissance Hotel, Crystal City, Virginia. Rene Topalian will serve as facilitator.

Dr. Charles Goodacre revealed his poetic prowess by introducing Dr. George Zarb at a national meeting with a poem.

Ode To A Transplanted National Pastime

by Dr. Charles J. Goodacre

It is difficult comprehending
How a country can be contending
In a sport
Not their sort

and then have the gall
to clobber the ball
Obtaining a trophy by glove
From the city of brotherly love

And be so sublime
About someone else's national pas-
time
But I guess its all fair
When you consider something as rare

As an American team
With a Stanley Cup dream
Having a trophy obtained
Without restrain

From its rightful home
Not as far north as Nome
And so I give to Dr. Zarb
Along with a slight barb

This poem that's a limited edition
About two great sporting traditions
A literary classic this poem will never
be
But soon you will all see

A classic oration
That encompasses many nations
About true implant science
Through its developmental alliance.

Dr. Ned VanRoekel is serving as Secretary for the American College of Prosthodontists.

Dr. George Zarb was installed as President of the International College of Prosthodontics by outgoing President **Dr. Jack Preston** in San Diego this past July. The meeting hosted over 140 speakers from 29 countries. **Dr. Kenneth Malament** is serving as Secretary-Treasurer. The Next meeting will be held in Malta in 1997.

Dr. Salvatore Esposito was elected Vice-President Elect to the American Academy of Maxillofacial Prosthetics; elected to Fellowship in the Academy of Dentistry International, and elected to the Board of Directors for the Greater Cleveland Dental Society.

Dr. Carl J. Andres is serving as Vice-President of the American Academy of Maxillofacial Prosthetics. He is the Program Chair for the 1995 Washington, D.C. meeting.

Dr. Ted Jacobson is currently serving as President of the Pacific Coast Society of Prosthodontists.

Dr. Chet Perry writes thanking the Academy for the overflowing card. He was quite impressed with the program this year and remarked "with bright young people presenting, not only will the Academy endure but will continue to reach exciting new depths."

Dr. Sait and Mary Seyrek have returned to Toronto and are "doing better every day."

During the Tucson meeting Dr. Eric Rasmussen closed his tribute to Dr. James Lepley (one of the first Ada, Oklahoma Outreach volunteers) with the following Indian Prayer. It is reprinted here at the request of several members.

An Indian Prayer

O' Great Spirit,

Whose voice I hear in the winds,
And whose breath gives life to all the
world,

Hear me, I am small and weak,
I need your strength and wisdom.

Let me walk in beauty, and make my
eyes
ever behold the red and purple sunset.

Make my hands respect the things you
have
made and my ears sharp to hear your
voice.

Make me wise so that I may understand
the
things you have taught my people.

Let me learn the lessons you have
hidden
in every leaf and rock.

I seek strength, not to be greater than
my
brother, but to fight my greatest
enemy — myself.

Make me always ready to come to you
with
clean hands and straight eyes.

So when life fades, as the fading sunset,
my spirit may come to you without
shame.

Dr. Emmet Beckley in Memoriam

One-on-One

with Davis Henderson
by Donna Dixon

Dr. Davis Henderson decided that he would like to become a dentist when he was 16 years old. The decision came about after spending some time visiting a good friend's dental office. In spite of his desire to become a dentist, however, he started out majoring in banking/finance at the University of Alabama (mostly to please his father). He then transferred to Northwestern University where he changed majors, and completed his pre dental and dental degrees. Dr. Henderson's desire to concentrate on prosthodontics as a specialty was influenced by Drs. Schlosser and Geiler at Northwestern.



Dr. Henderson with understudy during an editing session.

Immediately after dental school, he completed a 14 month internship with the United States Coast Guard, and then joined the United States Navy. In 1954-55, he completed postdoctoral training at Ohio State University with Dr. Boucher.

When he retired from the Navy in 1964, Dr. Henderson began teaching at the University of Kentucky with Dr. Judson Hickey. After being at that institution for 7 years, he began teaching at the University of Florida. In 1981 he retired.


Dr. Henderson believes that keeping up with all the new techniques, after learning the basics, is the greatest challenge a prosthodontist faces as a clinician. He believes the greatest challenge a dental educator faces is being able to effectively relate to students in a way that will make our specialty challenging. Quality of programs, feeling of family, and information of lasting friendships are what he enjoys most about Academy membership. Dr. Henderson definitely wouldn't change any career decisions that he has made in his lifetime! He is married with 2 children and 4 grandchildren. ❖

Tucson, continued

Dr. Howard Landesman ended the session by discussing big picture goals for dental schools in the 21st century. An interesting and memorable afternoon and evening were enjoyed at the striking Sonora Desert Museum.


The molecular biology revolution formed the cornerstone of Tuesday's session. Dr. Harold Slavkin, Director of N.I.D.R., discussed the role of gene therapy in the treatment of oral diseases. Dr. Brian O'Connell described recent work on viral vectors for gene therapy treatment of salivary hypofunction. Dr. Ichiro Nishimura presented research on the role of collagens IX and II in bone formation, with the ultimate aim of regenerating lost bone. Dr. Lyndon Cooper later described his research on the molecular basis of osseointegration.

On Tuesday evening, we gathered for a formal reception and dinner at the highly anticipated installation banquet, where Dr. Desjardins was formally inducted as our new President. This



President Smutko with his former resident Dr. Cheryl Morgan(l) and his daughter Elisabeth(r).

Drs. Koper and Lang decide on a strategy to find the cantina. Photos by Dr. Gerald Barrack.



banquet was one of the meeting highlights, but sadly reminded us that it was already time to say good-bye to our friends.

Once again, the Local Arrangements Committee, this time led by Dr. Howard Payne and Mrs. Ann Hardy, did a superb job.

The highlight of the final Wednesday session was Dr. Francois Roulet's outstanding presentation on posterior restorations. All conclusions were soundly based on his unequalled clinical performance data. Unfortunately, some members missed this timely essay.

In conclusion, this brief report cannot do justice to the many fine presentations, nor to the fellowship, friendship or collegial exchange of ideas throughout the meeting. The 77th Annual Meeting of the Academy of Prosthodontics explored many crucial issues in prosthodontic education, research and practice. Our challenge is now to firmly grasp these issues and lead our profession forward. ❖