


AP Newsletter

A publication of the Academy of Prosthodontics

Volume 7, Number 1

Winter 1997



The President's Message

It is indeed an honor to serve as President of the Academy of Prosthodontics in its 79th year. The Academy is the oldest prosthodontic organization and has a proud and impressive history. We must, however not rest on our laurels.

Following the strategic planning session so successfully guided by Past-President Desjardins, the Academy continues to carry-out and complete many of the objectives set forth in this plan. Ron very nicely outlined these objectives in the last AP Newsletter (Fall 1996 Vol 6, No 3). The committees have been hard at work on their charges, continuing to meet these objectives. The Executive Council recently met in Chicago in early November and reviewed the committees' work to date, and commented on additional work needed, which has been forwarded to committee chairs. It is vitally important to the Academy that all members of the committees participate in order to maintain the strength and vitality of the organization.

Two of the strategic plan objectives relate to Annual Program structure and content. Scientific Program Chair, George Zarb has very nicely addressed these objectives using a consensus style conference for our 1997 Halifax meeting. In this manner, important prosthodontic issues can be addressed and the Academy of Prosthodontics can publish the results of the consensus conference. This will help to define positions on an important issue in a credible, scientific manner and maintain the Academy's visibility. Although this is not planned as an annual format, it is being considered every few years so that the Academy, its members and guests can play a significant role in the future of prosthodontics.

"... prosthodontics ... has become what it is today due to organizations such as the Academy of Prosthodontics and members such as yourselves."

The site visit to Halifax has been completed and Local Arrangements Chair Vern Shaffner and committee have a fantastic venue. The hotel, located on the harbor and the social events planned around historic Halifax and the scenic coastal areas will provide a meeting that will long be remembered. Information about the meeting will be out early so that you can share it with potential guests.

With the new program format and the unique setting of this meeting, we believe the Halifax meeting will be one guests and members will discuss for years to come.

One of the other projects that I had mentioned when I assumed the presidency in Newport Beach, was the development of a mechanism to promote and develop leadership. Aaron Fenton, Chair of the Education Committee, is pursuing possible ways that the Academy can develop this avenue for members. As many of us in education know, we became teachers without the aid of formal courses in education. Much the same can be said for leadership. We often assume positions of leadership without any formal training. Today, programs and institutions have been or are being established to rectify this situation. This is based upon the premise of wanting to improve on the way we have done things in the past. In other words, in the jargon of the '90s' changing our paradigms.

Nancy and I hope that your holidays were all that you had anticipated and that 1997 will be healthy, happy and most meaningful-spiritually, socially and professionally. Your vocation of prosthodontics - a profession we all can be proud of-has become what it is today due to organizations such as the Academy of Prosthodontics and members such as yourselves.

Gerald N. Graser,
President

In this Issue

	Page
97 Scientific Session	4
Montana Outreach	6
AP Foundation	7
Fellowship News	7
One-on-One: Dr. Lang	8

Perspectives *from the Editor*

**A Time for
Thanks
and
A Time for
Giving**

Reflecting on the past year, we treasure the warmth and cheer of our family and friends. We also think about those we miss, or dwell upon those with whom we desire just one more conversation.

The ending of a year provides a reference from which we may develop a new perspective. As the New Year begins we will be met with new challenges and new opportunities. Whether we realize it or not, we have become the conservators and benefactors of the future, as well as the destiny of our profession.

How we serve our profession, or mankind for that matter, can be measured in many ways. The easiest way to observe this process is by the contributions of our members and the "good" that the Academy may achieve as a result. These achievements begin with simple activities within committees and offices, the development of new projects, manuscripts, educational programs or research proposals. Meaningful service may be found with mentoring and developing leadership skills of young professionals, or educational exchange with colleagues from evolving countries, or giving a week of personal time to treat the underprivileged, or perhaps service, that is not even dentally related, within your community.

Donations by estates to foundations, alma maters and other charitable organizations are other means to ensure the future of the discipline. These donations may take the form of monetary gifts, securities, real estate and life insurance; or they may be of more complex forms such as *life income arrangement* and *remainder gifts*. These safeguarded and adroit methods of gifting provide a reliable means of contributing without necessarily jeopardizing current lifestyle or challenging future security. While they may seem complex they are not, but rather we are unfamiliar with them.

The contributions of time, energy and effort are not as apparent as monetary donations. Yet, they are of equal value as a medium of exchange producing a desirable outcome of service. Each activity may result in both effective and affective stimuli. It is both pleasing and reassuring to directly observe the outcome of effective gifting in your lifetime. The potential affect may be strong enough to evoke a reaction and change the thinking or behavior in others — a **spontaneous emulation** of doing good without the expectation of something in return. Ask anyone who has been on an Outreach Program.



The heralding of these events is important to encourage identification and solidarity of the Academy. Individual recognition for "gifting" should be duly recognized. However, it must be softened by the potential for adulation that may eclipse the good-deed or diminish the quality of the original intent.


Our recognition should be in quietly knowing that we attempted to do something good to help others or to ensure the development and growth of our discipline. This self-actuation is empowering and enables the intended purpose to take center stage. Let the results speak for themselves — that is our reward.

Each individual must decide upon their level and timing of service or gifting. At the same time, we should also give thanks and celebrate our ability to be in a position to give. Service projects rely upon your contributions to continue.

Similar to New Year resolutions for proper diet and exercise, only you can make that contribution effective. Only you have the power to make a difference.

Jonathan P. Wiens ❖

**The Academy of Prosthodontics
Newsletter**© is published triannually by:



The Academy of Prosthodontics

Send address changes to: Dr. Ed Plekavich
Next Submission Date: **March 1, 1997**

Dr. Jonathan P. Wiens Editor
6177 Orchard Lake Road, Suite 120
West Bloomfield, MI 48322
(810) 855-6655 Telephone
(810) 855-0803 FAX
APNEWS@AOL.COM

Dr. Edward J. Plekavich Secretary-Treasurer
4830 "V" Street N.W.
Washington, DC 20007
(202) 342-0442 Telephone
(703) 450-0563 FAX

Dr. Shane N. White Associate Editor
Dr. Stephen J. Riedy Abstract Editor
Dr. Donna Dixon Staff Writer

Secretary-Treasurer Notes

by Ed Plekavich

It's hard to believe that the holidays just passed. I hope that all your holidays were joyous and that the New Year brings you health and prosperity.

We recently received news that Patti Frechette had passed away. Her family remembered all the good times their parents had enjoyed with the members of the Academy.

Plans for Halifax are on track. George Zarb and his Scientific Program Committee have put together an exciting meeting which will get us back to the detailed discussions we had enjoyed with working meetings in the past. Social events planned by Vern and Jack will not pale by comparison. Picture a coastal ride, chowing down on east lobster (the best in the world) and possibly enjoying an adult beverage or two, laughing 'til your sides ache and enjoying the company of old and new friends. It's just what the doctor ordered. Invite your guests early so they have time to plan their schedule.

President Graser called the Executive Council together on November 3, 1996 rather than the usual February meeting. This change should give committees more time to accomplish their tasks prior to May. The council voted to combine the Education and Research and Projects Committee into one. This combination should allow the Committee a wider range of activity in dealing with present issues.

Several policy changes have been passed by the Council: I. Associate Fellows are expected to attend the business meetings for all matters except those pertaining to Fellowship; II. During

the Scientific Meeting it will be the responsibility of the session chair to keep speakers on time; III. A proposed change in Chapter IX of the By-Laws - Attendance has been referred to Constitution and By-Laws Committee.

The Program booklet for the Halifax Meeting will be very different than that of previous years. The size will be 8.5 x 11" with plenty of room for notes. The Scientific Program Committee chaired by George Zarb believes that a large book is necessary for a participation meeting such as this. The proceedings of the meeting will be published by the C.V. Mosby Co.

The Ad Hoc Guest Committee has proposed a number of innovative ideas to help boost guest attendance. It is still important that members send guest names to the Secretary as early as possible.

Brien Lang and Jim Lord represented the Academy at the recent meeting of the Forum. They report that many issues were discussed and that participation in the Forum is very important to the Academy.

Lest you think I am behind the times, I am updating my computer lingo.

A coyote was trying to take megabytes out of my RAM. I downloaded him with lead from a 55mm hard drive. His hardware and software got scrambled all over the web site. Ventilated fur anyone?



**AP Annual Meeting
Sheraton Halifax
Halifax, Nova Scotia
May 30 - June 3, 1997**



The Sheraton Halifax Hotel is on the harbor and may be seen just above the sailboat in this photo.



Looking across the harbor in Lunenburg where we will have the Lobsterfest.

The 1997 Halifax Academy of

In 1995 the AP's Executive Council, chaired by then President Ron Desjardins, articulated several objectives to guide our Academy's mission for the future. One of these objectives recommended specific directives for our scientific programs, and the 1997 Halifax meeting is the Program Chair's response to the Executive's remit. The 4-day scientific program will be divided into 2 parts:

The first day will include a traditional format comprising a roster of outstanding young clinical academics who have already brought distinction to our discipline:

Morning Session

Dr. Nancy S. Arbree on Complete Denture Prosthodontics: Getting Back to the Basics

Dr. Steven E. Eckert on Implant Supported Restorations in the Treatment of Partial Edentulism: What Have We Learned?

Dr. Christopher C. L. Wyatt on Treatment Outcomes of Patients with Implant-Supported Fixed Partial Prosthodontics

Dr. Jocelyne S. Feine on Implant Prosthodontics for the Edentulous Patient: Performance, Preference and Public Health

Afternoon Session

Dr. Carol A. Lefebvre on Mechanisms for Prosthodontic Resin/Tissue Incompatibility

Dr. Izchak Barzilay on Preliminary Considerations Regarding Bitem - A New Thermal Elastic Denture Acrylic Resin

Dr. Thuan T. Dao on Modulation of Myofascial Pain by the Reproductive Hormones

Each paper will be 30 minutes in duration, and each of the two sessions will be followed by a 1/2 hour discussion period.



The second part of the Scientific Meeting will be devoted to a 3-day Symposium on the topic: Towards Optimized Management of the Edentulous Predicament:

Dr. Rhonda Jacob (USA) on The Traditional Therapeutic Paradigm: Complete Denture Therapy

Dr. Gordon Thompson (Canada) on The Impact of the Demographics of Aging and Edentulism on Dental Care Services

Dr. Johan Heersche (Canada) on Aging Bone Physiology and Osteoporosis

Dr. Gunnar Carlsson (Sweden) on Clinical Morbidity and Treatment Sequelae

Dr. Aaron Fenton (Canada) on The Overdenture Band-Aid

Dr. Michael MacEntee (Canada) on The Economics of Complete Denture Services and Emerging Alternatives

Dr. David Davis (UK) on The Shift in the Therapeutic Paradigm: Osseointegration

Dr. James Anderson (Canada) on Reporting Treatment Outcomes: The Need for a Scientific Hierarchy

Dr. Ulf Lekholm (Sweden) on Considerations and Possible Shortcomings Regarding Proposed Host Sites

Dr. Adrienne Schmidt (Canada) on The Notion of Implant Supported Overdentures

Dr. Regina Mericske-Stern (Switzerland) on Treatment Outcomes with Implant Supported Overdentures

Dr. Tom Taylor (USA) on Prosthodontic Problems and Limitations

Dr. Hans-Peter Weber (USA) on The Soft Tissue Response to Osseointegrated Implants

Dr. Per-Olaf Glantz (Sweden) on Biomaterials Considerations

Dr. Donald Lewis (Toronto) on Optimized Therapy for the Edentulous Predicament: Cost Effectiveness Considerations

Dr. Patrick Henry (Australia) on Future Therapeutic Directions

Prosthodontics Scientific Meeting

by George Zarb

The need for such a Symposium reflects our discipline's, and indeed our Academy's commitment to evidence-based clinical decision making. The following paraphrase from *The Edentulous Predicament* in the forthcoming XI edition of Boucher's *Prosthodontic Treatment for Edentulous Patients* underscores the notion of the Symposium.

Popular history supports the conviction that the skills and ingenuity of complete denture fabrication have benefited humanity. The passage of time has served to refine requisite technical skills, as well as to develop scientifically based rationales for their employment. As a result, the complete denture treatment method remains an integral and important part of dental education and practice. As a clinical teaching and professional activity, it demands knowledge of applied basic sciences, biomaterials, occlusion, and esthetics. It provides, above all, the challenge and satisfaction of managing patient's behavioral and age-related concerns and infirmities. In a public-health context, complete denture prosthodontics remains a relatively simple and inexpensive treatment method, one that offers scope for virtual universal application. It is not, however, a panacea for the edentulous predicament.

Clinical experience has demonstrated that patients who are initially adaptive to wearing removable prostheses may indeed become maladaptive in the long run. This is because regressive, or degenerative changes militate against a continuum of an adaptive functional and esthetic experience. In fact, it must be admitted that the field of complete denture prosthodontic research has been characterized by a lack of methodological rigor in developing treatment outcome measures. As a result, practical, useful results from studies involving presumed determinants of prosthetic success underscore the unpredictability of the complete denture service. Furthermore, quantifiable measures of the life-quality aspects of prosthodontic treatment are still evolving.

In 1982, the Toronto Conference on Tissue Integrated Prostheses introduced the Swedish technique of osseointegration to the dental academic community. The ability to predictably and safely locate alloplastic tooth root analogues in the jaw bones finally became a reality. Branemark's published research was soon followed by international research endorsement of the merits of the technique for maladaptive edentulous patients. Subsequent publications demonstrated that implant prosthodontics is a valid treatment option for any adaptive denture-wearing patient as well.

In this case, the patient should be willing to undergo the required surgical procedures and incur substantial additional expenses to wear a fixed or better-retained implant-supported prosthesis. At its 1983 San Diego Meeting, the AP acknowledged the impact of implant-supported prostheses on clinical decision making for managing the edentulous patient. We have collectively recognized the merits of a concept that places the required number of implants in all edentulous jaws to "cure" the edentulous predicament. However, we also have thought that this approach is clearly neither realistic nor desirable for all patients because traditional complete denture therapy has already proven its merits. We remain convinced, however, that the clinical skills and judgment required to make complete dentures are basic in employing the osseointegration technique.

Hence, the need for this Symposium because today's dentist can offer all edentulous patients two treatment options: complete dentures or implant-supported prostheses. The clinical decision ideally should reflect the dentist's knowledge of the selected treatment efficacy and effectiveness, as well as a patient's understanding of treatment risks and cost-effectiveness. Choosing the best form of therapy is not always a clear-cut decision. Biological, functional, personality, and fiscal considerations may preclude one option or the other. Admittedly, the complete denture option lends itself to more frequent application than a fixed implant-supported prosthetic one, with



costs being a major determinant of patient choice. On the other hand, an implant-supported overdenture appears to combine the best of both options without either method's restrictions. Functional and esthetic requirements are better achieved and maintained, with hope for risk reduction of adverse, time-dependent supporting tissue morbidity. Hence, the emerging educational conviction that the current standard of complete denture service will eventually be replaced by an implant-supported overdenture.

Osseointegration has ushered in a new scientific era for the management of edentulous patients. Reconciliation of the technique's potential with the proven merits and ingenuity of complete denture fabrication can only improve dentists' ability to resolve the edentulous predicament in an evidence based context.

On the final day of the Symposium, breakout sessions under the direction of the membership of the Scientific, Education and Research Committees, will debate set questions which will synthesize the presented information of the 2 previous days. Proceedings from the Symposium will be published, and will feature the invited papers plus the consensus responses to the set questions.

The 1997 Meeting will seek to address compelling Prosthodontic concerns in the context of current Scientific paradigms. The indispensable representation by leading international scholars will be made possible by generous grants from Straumann and Nobel Biocare.

Outreach Program in Browning

by Hart Long

For several years the Academy of Prosthodontics has been sending prosthodontists to Indian reservations to provide services to Indians. We had some reports to the membership at Academy meetings concerning this project. I had expressed interest at the first discussion regarding the project; since no one had contacted me about it, I assumed that they had more help than they could use. At the last Academy meeting, either Eric Rasmussen or Brian Ullman asked if this project was still of interest to me. I agreed to go to the Blackfeet Reservation at Browning, Montana, in the first week of August, 1996.

Dr. Gordon E. King, a retired Navy Captain and professor at M.D. Anderson Cancer Center of Houston, TX, and I joined Dr. Clifford Van Blarcom of Kansas City, KS. Dr. Van Blarcom had worked there for two summers previously. He was accompanied by Ginger, his dental assistant, secretary and laboratory technician all-in-one. Andy, his son who is enrolled as an incoming freshman in the dental school at Kansas City, was also present.

Gordon, also known as Gene, arranged to meet me in Salt Lake City on Delta Airlines, and together we continued on to Great Falls, MT. Along the way we went to the Glacier National Park. Starting through the park, we stopped many times for the sights were fantastic! We passed through some drizzle which turned to soft snow. Coming out of the park on the East side, we travelled South into Browning and arrived to the hospital in attempts to get into the School Dormitory.

The Dorm is where the school system boards the Indian children during the school year, all the way from kindergarten to high school. There were many rooms, but we only used a few. They were very plain, as the only furniture in the room was a bed. We left for the hospital at 7:30 am, and had breakfast in their dining room. The food was served in a friendly fashion. At 8:00 am, we began our work day.

Each of the three dentists was to treat four patients. Rose was my first patient. I took preliminary impressions, poured casts, and made base plates on the casts in a little over

2 hours. I repeated those procedures on a male patient before lunch. In the afternoon, we tried in the trial bases, made occlusal rims, set up the anterior teeth, made face bow registrations where indicated, and established vertical dimension and inter-occlusal registrations.

On Tuesday, we saw our third and fourth patients, and we repeated the first day. However, we now had to set up teeth and prepare for a try in. Therefore, after supper, we had to work until 10 pm. On Wednesday, we tried in the set-ups for the first two patients and had to complete the set ups so Ginger could begin processing two complete dentures. We could never have done so much without Ginger. She not only did the denture processing, but she was all over the place keeping things in order. Andy Van Blarcom was also a great help as he assisted Ginger and his father. We quit at 11 pm. that night.

On Thursday, we provided adjustments on the first two patients and inserted the dentures on the last two patients. My fourth patient was Margaret. She and her sister told us about some of the old times on the reservation. They liked their old life without running water, or indoor plumbing, etc. They married very young, and their husbands were domineering.

Gene King and I made reservations on Thursday at the Lodge at St. Mary at the East Gate of the Park. We both had buffalo steaks for dinner, and afterwards we heard a lecture by the Rangers. I had a huckleberry ice cream cone, while Gene had huckleberry pie.

The next morning, we headed North to Babb and turned West on a



Gene King, the hospital cook, Clifford VanBlarcom and Ginger pause for a brief moment before beginning their busy day.

dead-end highway stopping at the Many Hotel. This was a fabulous hotel in the Park, with a wonderful view of the mountains on two sides, and a very beautiful lake on the third side. After taking many photographs, we traveled North to Waterton Lakes National Park in Canada. We drove into the village on the lake, walked through some shops and took a walk on the beach. After having a fine lunch in the beautiful Prince of Wales Hotel, we drove back through Browning to Great Falls. Gene asked me to read from Tom Clancy's book, "Without Remorse", while he drove.

We believe that we made a significant contribution to the Indian people and had a very good time. Dr. King and I plan to return with Dr. Van Blarcom and company next year, and have our wives join us for a vacation in those fancy hotels.



Majestic mountains project above the lake creating an inviting scene at the Many Hotel. Photos by Hart Long.

Fellowship News

by Jonathan Wiens

Prosthodontic Symposium Honoring Dr. Brien Lang Ann Arbor, MI October 23, 1996


A special Prosthodontic Symposium was held in Ann Arbor in honor of **Dr. Brien Lang**. The occasion preceded the Seventh Annual Comprehensive Review in Prosthodontics, October 24-26, 1996. Dr. Lang is a Professor and former Chair of the Department of Prosthodontics at the University of Michigan School of Dentistry. The Prosthodontic Symposium consisted of four landmark papers presented by:

- **Charles J. Goodacre, DDS, MSD** - Prosthodontic Considerations when using Implants for Orthodontic Anchorage.
- **Howard M. Landesman, DDS, Med** - Re-engineering of Prosthodontic Education for the 21st Century.
- **Torsten Jemt, DDS, PhD** - Back to the Future: Single and Short-Span Implant Restorations.
- **George Zarb, BCHD, DDS, MS** - A Prosthodontist's Perception of Temporomandibular Joint and Masticatory Muscle Disorders.

The all day symposium was attended by approximately 200 professionals and concluded with a banquet in tribute to Dr. Lang. **Dr. William Kotowicz**, Acting Dean of the University of Michigan, School of Dentistry, noted that, "Dr. Lang is an esteemed prosthodontist, teacher, author, editor, clinician, and researcher. He has high ideals and willingness to accept only perfection,

and raised the standards of dental education and Prosthodontics. He has earned respect, gratitude and appreciation from his colleagues." Dr. Kotowicz then introduced **Dr. Howard Landesman**, Dean of the University of Southern California, School of Dentistry who served as Master of Ceremonies for the remainder of the evening.

Notable presentations were made by: **Mr. James Derleth**, President of Nobel Biocare, USA; **Dr. I. Kenneth Adisman**, Chair of the Editorial Council, Journal of Prosthetic Dentistry; **Dr. Glen McGivney**, Edi-



Mr. James Derleth, President of Nobel Biocare and Dr. Bernard Machen, Provost pay tribute to Dr. Brien Lang during the banquet.

tor of the Journal of Prosthetic Dentistry; **Dr. Gerald Graser**, President of the Academy of Prosthodontics; **Dr. Thomas Bloem**, President of the Michigan Osseointegration Implant Study Club; and **Dr. Charles Goodacre**, Dean of Loma Linda School of Dentistry, who presented a poem characterizing Dr. Lang's many achievements. **Dr. George Zarb**, Professor and Chair of Prosthodontics, University of Toronto, rose to toast Mrs. Jo Lang, Brien's wife, recognizing her contribution in support of her husband's career.

Tribute, continued on page 8

Foundation Update

The Academy of Prosthodontics Foundation has continued to make steady progress toward achieving our principle objectives. Every effort has been made to continue support of research, education and outreach programs while building a strong financial base.

Three outreach projects were undertaken this summer. Each provided a valuable service to Native American Communities, and each was completely funded from sources outside the Foundation. Grants of \$5,000 from both the Editorial Council of the Journal of Prosthetic Dentistry and the Snyder Foundation as well as funds from the Indian Health Services in Ada, Oklahoma and Browning, Montana made these humanitarian programs possible. The Editorial Council and the Snyder Foundation have been major contributors in support of Foundation activities for a number of years.

The success of the outreach effort is due in large part to the assistance of these two organizations.

Financial independence is the key to future Foundation success. In the next few weeks, the leadership of the Development Committee will begin a professionally organized campaign to solicit funds from a group of two hundred private industries. This is a major step in an attempt to develop a financial base of one million dollars.

Despite these and other initiatives, the financial strength of the Foundation remains with individual member donations. Efforts continue to contact all fellows of the Academy to remind them of the importance of their patronage. It is largely through this individual support that the immediate objectives of the foundation are achieved. ❖

by Donald Kramer

AP FOUNDATION

Contributions and memorials

should be made payable to the

Academy of Prosthodontics Foundation

and sent to:

Dr. Donald C. Kramer
Secretary/Treasurer

Academy of Prosthodontics Foundation

3622 Robinson Rd.
Missouri City, TX 77459

FAX: (713) 835-1437
Voice: (713) 437-4743

One-on-One


with Brien Lang

by Donna Dixon

Does the Energizer Bunny really teach Prosthodontics at the University of Michigan?? Did a Geisha Girl really lecture at that same University?? The answer to those questions is no!! But Dr. Brien Lang did disguise himself as such characters during Halloween. There were a few other disguises that shall not be mentioned at this time, but these have delighted many students over the years.

Dr. Lang has also been involved in baseball in a very special way. When Dr. Lang's son was nine years of age, he began coaching him and other youths in an amateur baseball league. This task was continued until his son was eighteen. After a brief "retirement", some of the parents asked him to resume his coaching duties. He then coached fifteen to twenty year old young men for the next fifteen years. In 1995, he retired permanently. He proudly remembered that in 1990, his team (composed of nineteen and twenty year old individuals) won the College Division World Series of the National Amateur Baseball Federation. Seven of the people he has coached have played major league baseball. One person is currently playing for the Los Angeles Dodgers, and six others are now playing in the minor leagues. Dr. Lang stated that he believes that he has not only coached the boys in the game of baseball, but that he has, in fact, taught many of them a "way of life". Dr. Lang plans to write a book with the tentative title: "The Good, the Bad, and the Ugly of Being an Amateur Baseball Coach."

Turning toward his dental career... Dr. Lang developed a new tooth line with the Myerson Tooth Division of Austenal. This tooth line is based upon the lingualized occlusion concept, and is called the MLI series. He originally thought that this tooth line would be used mostly for implant patients; however, these teeth are appropriately used for all edentulous patients. Currently, he is working with the company to incorporate



The College Division World Series Champions of the National Amateur Baseball Federation coached by Dr. Brien Lang, #1.

Swissdent anterior teeth into the MLI posterior series.

Dr. Lang is very excited about the Nobel Biocare Center for Excellence that he developed at the University of Michigan. This Center is in its third year of existence, and will definitely be open through December 1998. Researchers in this Center design and complete small research projects to address questions asked by patients regarding implants. The Branemark implant and Procera restorative systems are used in the projects. To date, fifty projects have been completed, resulting in fourteen publications and five completed Masters' theses. Approximately thirteen faculty members participate in the research projects.

Dr. Lang completed dental school at the University of Michigan in 1961, and then practiced dentistry full-time. In 1963, he returned to the University of Michigan to begin and complete his graduate training in Prosthodontics. Then, in 1965, he became a faculty member at Michigan; and, in 1970, he assumed responsibility as Chairman of the Prosthodontics Department there. He also served on the American Board of Prosthodontics. Dr. Lang is married, and he and his wife have three children. Their son is a certified public accountant, one of their daughters is a prosthodontist teaching at the University of North Carolina, and their other daughter is a research assistant at the University of Michigan Center for Excellence. ❖

Tribute, continued from page 7

The Master of Ceremonies, Dr. Landesman, then proceeded in classic Southern California style to roast Dr. Lang by presenting several compromising but spurious photographs and his own poem describing Dr. Lang's achievements.

Dr. Lang acknowledged all of his contributors to the Prosthodontic Symposium and those who honored him that evening. He also recognized his residents and clerical staff. Dr. Lang closed the special banquet with a heartfelt thanks to his wife and their children. The Comprehensive Review continued over the next three days and was well attended and received. It should be noted that half of the presenters were also fellows of the Academy of Prosthodontics.

Dr. Adisman quoted a Chinese proverb which deserves repeating:

"One generation plants trees, while another generation sits in its shade."



Dr. Lang we sit in your shade.

The AP Newsletter Editor may be reached
on the Internet:
APNEWS@AOL.COM